



Bulletin No. SF-90 (UK)

---

# Shearflex Pad Type

---

## Mountings

---

---

Available from Stock

---

Load Ranges from 10psi to 1000psi

---

Reduces Noise & Vibration Transmission

---

### Typical Applications

---

Air Conditioners Business Machines

---

Compressors Cooling Towers Crushers

---

Diesel Generators Fans Hammers

---

Presses Processing Equipment Pumps


---

Shears Steam Generators

---

Textile machinery Transformers

---




### Convenient, Economical Mountings Eliminate Bolting or Lagging to floor.

VMC offers a most complete line of pad type mountings which provide excellent high frequency sound attenuation and can be used effectively to prevent shock and vibration transmission in non-critical installations. For vibration isolation they are primarily limited to medium and high speed equipment, and are generally economical only with light and medium weight equipment. Heavier capacity pad mountings approach the cost of more efficient steel spring isolators.

# SHEAR-FLEX

Neoprene Pads



Sheer-Flex is a resilient cross-ribbed pad molded in high quality oil-resistant neoprene elastomer. It is available in a single durometer for standard and light duty applications. Shear-Flex is molded  $\frac{3}{8}$ " thick in standard sized sheets 18" x 36" and 18" x 18".



#### ALTERNATELY RAISED RIBS

Exclusive VM feature provides effective vibration isolation over entire load range of 20 to 100 psi. Only the alternate ribs are engaged under light loads.



#### NO BOLTING

The exceptional gripping qualities of SHEAR-FLEX eliminate the need for bolting or cementing in most installations. Adhesive is available for applications having severe horizontal thrust.





#### EASY TO USE

Simply cut SHEAR-FLEX PAD slightly larger than leg or bearing plate of machine using shears or knife. If load on square inch of pad area exceeds recommended load use FLEX PLATES.



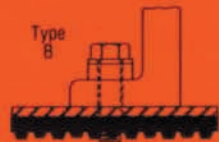
#### MULTIPLE LAYERS

SHEAR-FLEX may be used in multiple layers to increase deflection. Available pre-assembled out to specified size and with steel plates cemented between layers.



#### NO BOLTING REQUIRED —

Type A consists of a steel bearing plate bonded between a floor-gripping Shear-Flex pad and a non-skid, machine-gripping layer of oil-resistant corrugated neoprene.

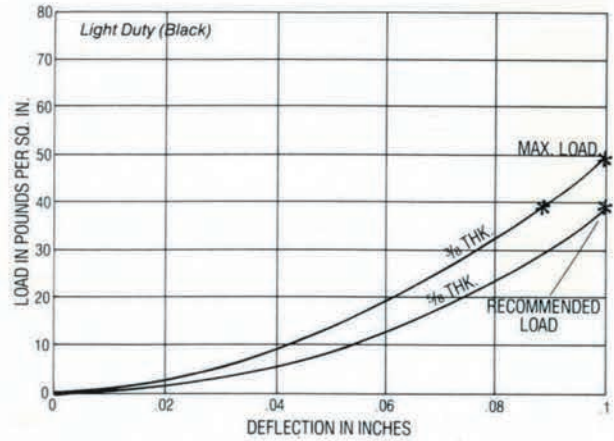
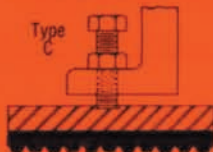


#### IF BOLTING IS PREFERRED —

Type B is furnished with an isolation washer and a  $\frac{1}{4}$ " free hole in the center of the plate. Other hole size and location furnished upon request.

#### FOR MACHINES WITH JACK SCREWS —

Type C makes use of machines' own leveling arrangement. Has an extra-thick steel plate and a counter-bored hole in the center of the plate to prevent shifting of the machine leveling bolt.



#### Load Data & Dimensions

Type	Max. Load Pounds		Dimensions in Inches				
	Steady	Impact*	Length	Width	Height-Type		
					A	B	C
A-4, B-4, C-4	280	200	2	2	7/8	3/8	3/4
A-9, B-9, C-9	630	450	3	3			
A-16, B-16, C-16	1120	800	4	4			
A-24, B-24, C-24	1680	1200	6	4			
A-36, B-36, C-36	2520	1800	6	6	7/8	3/8	7/8
A-48, B-48, C-48	3360	2400	8	6			
A-64, B-64, C-64	4480	3200	8	8	1	3/4	1
A-80, B-80, C-80	5600	4000	10	8			
A-96, B-96, C-96	6720	4800	12	8			

\*Use for Hammers, Shears, Punch Presses, Mills, etc. Special Flex-Plate Sizes & Capacities on request.